

Initial Registration Wizard

VPK Assessment Online Reporting System Initial Registration Wizard – Welcome

VPK Assessment Online Reporting System - Initial Registration Wizard

Wizard Menu	VPK Assessment Online Reporting System - Initial Registration Wizard				
<ul style="list-style-type: none"> Welcome Agreement of Use Identify Yourself View VPK Center Details Login Credentials Complete 	<p>WELCOME</p> <p>The Initial Registration Wizard allows New Users (VPK Administrators) to register their center/school and Existing Users (VPK Administrators) to reset their password to access the VPK Assessment Online Reporting System.</p> <p>New Users (VPK Administrators) – MUST register their center/school to access the VPK Assessment Online Reporting System for the first time. Once the initial registration is completed, the VPK Administrator may begin using the Online Reporting System to set-up center staff accounts, classrooms, and adding children.</p> <p>Existing Users (VPK Administrators) – MUST reset their password each year to access their account in the VPK Assessment Online Reporting System. Once the password has been reset, the VPK Administrator will be able to reactivate existing center staff accounts and add new center staff, classrooms, and children to the Online Reporting System.</p> <p><i>Please make sure you have the following items before accessing the contents of the wizard.</i></p> <table style="width: 100%; border-collapse: collapse;"> <tr> <td style="width: 20%; border: 1px solid black;">1 - Provider ID</td> <td style="border: 1px solid black;">The 4- or 5-digit number provided in a letter sent to each VPK Provider by the Department of Education, Office of Early Learning (DOE/OEL)</td> </tr> <tr> <td style="border: 1px solid black;">2 - Zip Code:</td> <td style="border: 1px solid black;">The 5-digit Physical Address Zip Code</td> </tr> </table> <p>NOTE: Please do not use "Back/Forward" buttons of your Internet browser. If the "Back/Forward" buttons are used, your session will be automatically restarted.</p> <p>Click START to begin registration process or click EXIT WIZARD if you do not wish to continue.</p> <div style="display: flex; justify-content: space-between; margin-top: 10px;"> <input type="button" value="EXIT WIZARD"/> <input type="button" value="START"/> </div>	1 - Provider ID	The 4- or 5-digit number provided in a letter sent to each VPK Provider by the Department of Education, Office of Early Learning (DOE/OEL)	2 - Zip Code:	The 5-digit Physical Address Zip Code
1 - Provider ID	The 4- or 5-digit number provided in a letter sent to each VPK Provider by the Department of Education, Office of Early Learning (DOE/OEL)				
2 - Zip Code:	The 5-digit Physical Address Zip Code				

VPK Assessment Online Reporting System Initial Registration Wizard – Agreement of Use



VPK Assessment Online Reporting System - Initial Registration Wizard

Wizard Menu	VPK Assessment Online Reporting System - Initial Registration Wizard
<ul style="list-style-type: none"> Welcome Agreement of Use Identify Yourself View VPK Center Details Login Credentials Complete 	<p>Please read the "Agreement of Use" stated below for using the VPK Assessment Online Reporting System.</p> <div style="border: 1px solid gray; padding: 5px; margin: 5px 0;"> <p style="text-align: center;"><u>USER AGREEMENT</u></p> <p>The information you are about to access is confidential and shall only be used for the sole purpose of the VPK Assessment Online Reporting System. Personally identifiable information must not be publicly disclosed. Do you agree to the terms of use as stated above?</p> </div> <p style="text-align: center;"><u>TERMS AND CONDITIONS</u></p> <p>The information within the VPK Assessment Online Reporting System and the assessment data and reports is confidential and protected from unauthorized release by Section 1002.72, Florida Statutes.</p> <p><input type="checkbox"/> I agree to the terms and conditions for accessing and using the VPK Assessment Online Reporting System listed above.</p> <p><small>* Indicates required fields Click NEXT to go to next step, "PREVIOUS" to go back, or EXIT WIZARD if you do not wish to continue.</small></p> <div style="display: flex; justify-content: space-between; margin-top: 10px;"> <input type="button" value="EXIT WIZARD"/> <input type="button" value="PREVIOUS"/> <input type="button" value="NEXT"/> </div>

Initial Registration Wizard continued


VPK Assessment Online Reporting System Initial Registration Wizard – New User

VPK Assessment Online Reporting System - Initial Registration Wizard

Wizard Menu	VPK Assessment Online Reporting System - Initial Registration Wizard
Welcome	<p>Please enter the Provider ID (4- or 5-digit number provided in a letter sent to each VPK Provider by the DOE/OEL) and (5-digit) Physical Address Zip Code below.</p> <div style="text-align: center;">  <p>Provider ID: * <input type="text"/></p> <p>Physical Address Zip Code: * <input type="text"/></p> </div> <p>* Indicates required fields Click NEXT to go to next step, "PREVIOUS" to go back, or EXIT WIZARD if you do not wish to continue.</p> <div style="text-align: right;">  </div> <div style="display: flex; justify-content: space-between; margin-top: 10px;"> <input type="button" value="EXIT WIZARD"/> <input type="button" value="PREVIOUS"/> <input type="button" value="NEXT"/> </div>
Agreement of Use	
Identify Yourself	
View VPK Center Details	
Login Credentials	
Complete	

VPK Assessment Online Reporting System Initial Registration Wizard – New User

VPK Assessment Online Reporting System - Initial Registration Wizard

Wizard Menu	VPK Assessment Online Reporting System - Initial Registration Wizard																																								
Welcome	<p style="text-align: center;"><i>Please READ and Verify the Provider Information Below</i></p> <p>If you are NOT the Provider listed below, click "PREVIOUS" at the bottom of the page to go back and search again.</p> <p>If you are the Provider listed below, click "NEXT" at the bottom of the page to continue.</p> <p><small>Note: The provider information contained in the VPK Center Details was provided by Florida's Office of Early Learning (OEL). If the information is incorrect, please contact your local Early Learning Coalition with any updates to the VPK Center Details.</small></p> <table border="1" style="width: 100%; border-collapse: collapse;"> <thead> <tr> <th colspan="2" style="text-align: left;">VPK Center Details</th> </tr> </thead> <tbody> <tr><td>Provider ID</td><td>123456</td></tr> <tr><td>Provider Name</td><td>ABC VPK Provider</td></tr> <tr><td>Early Learning Coalition</td><td>Big Bend</td></tr> <tr><td>County</td><td>Leon</td></tr> <tr><td>Provider Type</td><td>Private Center</td></tr> <tr><td>School-Year VPK Program</td><td>YES</td></tr> <tr><td>Summer VPK Program</td><td>YES</td></tr> <tr><td>Faith Based</td><td>YES</td></tr> <tr><td>School Readiness</td><td>YES</td></tr> <tr><td>Physical Address Street Line 1</td><td>1234 Testing Lane</td></tr> <tr><td>Physical Address Street Line 2</td><td></td></tr> <tr><td>Physical Address City</td><td>Tallahassee</td></tr> <tr><td>Physical Address State</td><td>FL</td></tr> <tr><td>Physical Address Zip Code</td><td>32309</td></tr> <tr><td>Mailing Address Street Line 1</td><td>1234 Testing Lane</td></tr> <tr><td>Mailing Address Street Line 2</td><td></td></tr> <tr><td>Mailing Address City</td><td>Tallahassee</td></tr> <tr><td>Mailing Address State</td><td>FL</td></tr> <tr><td>Mailing Address Zip Code</td><td>32309</td></tr> </tbody> </table> <p>* Indicates required fields Click NEXT to go to next step, "PREVIOUS" to go back, or EXIT WIZARD if you do not wish to continue.</p> <div style="text-align: right;">  </div> <div style="display: flex; justify-content: space-between; margin-top: 10px;"> <input type="button" value="EXIT WIZARD"/> <input type="button" value="PREVIOUS"/> <input type="button" value="NEXT"/> </div>	VPK Center Details		Provider ID	123456	Provider Name	ABC VPK Provider	Early Learning Coalition	Big Bend	County	Leon	Provider Type	Private Center	School-Year VPK Program	YES	Summer VPK Program	YES	Faith Based	YES	School Readiness	YES	Physical Address Street Line 1	1234 Testing Lane	Physical Address Street Line 2		Physical Address City	Tallahassee	Physical Address State	FL	Physical Address Zip Code	32309	Mailing Address Street Line 1	1234 Testing Lane	Mailing Address Street Line 2		Mailing Address City	Tallahassee	Mailing Address State	FL	Mailing Address Zip Code	32309
VPK Center Details																																									
Provider ID		123456																																							
Provider Name		ABC VPK Provider																																							
Early Learning Coalition		Big Bend																																							
County		Leon																																							
Provider Type	Private Center																																								
School-Year VPK Program	YES																																								
Summer VPK Program	YES																																								
Faith Based	YES																																								
School Readiness	YES																																								
Physical Address Street Line 1	1234 Testing Lane																																								
Physical Address Street Line 2																																									
Physical Address City	Tallahassee																																								
Physical Address State	FL																																								
Physical Address Zip Code	32309																																								
Mailing Address Street Line 1	1234 Testing Lane																																								
Mailing Address Street Line 2																																									
Mailing Address City	Tallahassee																																								
Mailing Address State	FL																																								
Mailing Address Zip Code	32309																																								
Agreement of Use																																									
Identify Yourself																																									
View VPK Center Details																																									
Login Credentials																																									
Complete																																									

Initial Registration Wizard continued


VPK Assessment Online Reporting System Initial Registration Wizard – New User

VPK Assessment Online Reporting System - Initial Registration Wizard

Wizard Menu Welcome Agreement of Use Identify Yourself View VPK Center Details Login Credentials Complete	<p>Enter the information required (*) below to create a unique password and a VPK Administrator account for secure access to the VPK Assessment Online Reporting System.</p> <p>Password and VPK Administrator Account Creation Rules</p> <ol style="list-style-type: none">1. ALL fields with an (*) are required and the requested information must be entered.2. Passwords should at least have 7 characters.3. Passwords are case-sensitive.4. The email address entered below must be valid.5. The email address must be entered twice for the purpose of verification and security. The VPK Administrator will be sent a confirmation/activation email at email address provided. <p>Create a Unique Password</p> <p>Provider ID: * <input type="text" value="123456"/></p> <p>Password: * <input type="password"/></p> <p>Confirm Password: * <input type="password"/></p> <p>Security Question: * <input type="text" value="Please Select"/></p> <p>Security Answer: * <input type="text"/></p> <p>Account Role Type: * <input type="text" value="VPK Administrator"/></p> <p>Create VPK Administrator Account</p> <p>First Name: * <input type="text"/></p> <p>Last Name: * <input type="text"/></p> <p>Email Address: * <input type="text"/></p> <p>Confirm Email Address: * <input type="text"/></p> <p>Phone Number: * <input type="text"/></p> <p>Extension: <input type="text"/></p> <p><small>* Indicates required fields Click FINISH to complete registration process, "PREVIOUS" to go back, or EXIT WIZARD if you do not wish to continue.</small></p> <p><input type="button" value="EXIT WIZARD"/> <input type="button" value="PREVIOUS"/> <input type="button" value="FINISH"/></p>
--	--

VPK Assessment Online Reporting System Initial Registration Wizard – Thank You


VPK Assessment Online Reporting System - Initial Registration Wizard



You have completed the VPK Assessment Online Reporting System – Initial Registration Wizard, but your account is not active.

A validation and activation email was sent to the email address provided during registration.

Please check your email to validate and activate your account.

[Go to the Log In Page](#) 

Provider Profile tab

OFFICE OF Early Learning
LEARN EARLY. LEARN FOR LIFE

OEL Home Parents Providers Coalitions OEL Resources Statewide Initiatives About Us

Home Standards Customizing Instruction VPK Assessment Parent Resources VPK Administrator Contact Us Feedback

Welcome [Redacted]

VPK Assessment Online Reporting System

VPK Center: NW DOE Practice VPK Center [Set as My Default VPK Center]

VPK Assessment Online Reporting System LOG OUT

TEST SERVER

Home > VPK Assessment > Provider Profile

Provider Profile Center Staff Classrooms Children Frequently Asked Questions (FAQs) Assessment Data Assessment Reports Customizing VPK Instruction Parent Letter

Provider Profile

Step 1: Select a Year and Program 2015-18 School-Year

VPK Center Details

Name of VPK Center: NW DOE Practice VPK Center
Provider ID: 500
County: Leon
Early Learning Coalition: Big Bend
Provider Type: Public School
Faith Based: No
School Readiness: No

Contact Details

Select Contact: [Redacted]
First Name: [Redacted]
Last Name: [Redacted]
Position: [Redacted]
Phone: [Redacted]
Email: [Redacted]

Location Details

Physical

Line 1: 325 West Gaines Street
Line 2: [Redacted]
City: Tallahassee
State: FL
Zip Code: 32399

Mailing

Line 1: 325 West Gaines Street
Line 2: [Redacted]
City: Tallahassee
State: FL
Zip Code: 32399

Please submit any updates to the information above to your local [Early Learning Coalition](#).

OEL Home Parents Providers Coalitions OEL Resources Statewide Initiatives About Us

Center Staff tab

The screenshot displays the VPK Assessment Online Reporting System interface. At the top, there is a navigation bar with tabs for OEL Home, Parents, Providers, Coalitions, OEL Resources, Statewide Initiatives, and About Us. Below this is a secondary navigation bar with links for Home, Standards, Customizing Instruction, VPK Assessment, Parent Resources, VPK Administrator, Contact Us, and Feedback. A welcome message for Cassandra McMichael is shown. The main header includes the VPK Assessment Online Reporting System logo and a dropdown menu for the VPK Center, currently set to 'NW DOE Practice VPK Center'. A 'LOG OUT' button is visible. The page title is 'TEST SERVER'. The breadcrumb trail is 'Home > VPK Assessment > Center Staff'. A secondary navigation bar contains links for Provider Profile, Center Staff, Classrooms, Children, Frequently Asked Questions (FAQs), Assessment Data, Assessment Reports, Customizing VPK Instruction, and Parent Letter. The 'Center Staff' section has a filter set to 'All Center Staff'. Below this, there is a section for adding or editing center staff. A table lists the center staff members with columns for Last Name, First Name, MI, Position, Program, Contact Email, Active?, Validated?, Username, VPK Assessment Training, GOLD™ Training, and Action. The table contains 10 rows of data, with the first two columns (Last Name and First Name) redacted with a black box. The table also includes pagination controls at the bottom left, showing '1 2'.

Last Name	First Name	MI	Position	Program	Contact Email	Active?	Validated?	UserName	VPK Assessment Training	GOLD™ Training	Action
			VPK Administrator	Both		Yes	Yes	northwest	Instructional DVD 08/04/2015		[Edit] [Delete]
			VPK Instructor	Both		Yes	Yes	1370123002	Non-Assessor		[Edit] [Delete]
			VPK Administrator	Both		No	No	1370123003			[Edit] [Delete]
			VPK Instructor	School - Year		Yes	Yes	1370123004	Instructor-Led 03/01/2016	Online Modules 03/03/2016	[Edit] [Delete]
			VPK Administrator	Summer		No	No	1370123005			[Edit] [Delete]
			VPK Administrator	Summer		No	No	1370123006			[Edit] [Delete]
			VPK Administrator	Summer		No	No	1370123007			[Edit] [Delete]
			VPK Administrator	Summer		No	No	1370123008			[Edit] [Delete]
			VPK Administrator	Summer		No	No	1370123009			[Edit] [Delete]
			VPK Administrator	Both		No	No	1370123010			[Edit] [Delete]

Classrooms tab

OFFICE OF Early Learning
LEARN EARLY. LEARN FOR LIFE

OEL Home Parents Providers Coalitions OEL Resources Statewide Initiatives About Us

Home Standards Customizing Instruction VPK Assessment Parent Resources VPK Administrator Contact Us Feedback

Welcome [Redacted]

VPK Assessment Online Reporting System

VPK Center: NW DOE Practice VPK Center [Set as My Default VPK Center]

VPK Assessment Online Reporting System LOG OUT

TEST SERVER

Home > VPK Assessment > Classrooms

Provider Profile Center Staff Classrooms Children Frequently Asked Questions (FAQs) Assessment Data Assessment Reports Customizing VPK Instruction Parent Letter

Classrooms

Step 1: Select a Year and Program 2015-16 School-Year

Step 2: Select, Add, or Delete a Classroom test class 1 [Add New Classroom] [Delete Classroom]

Step 3: Add or Update Classroom Details

Classroom Name: test class 1

First Day of VPK Program: 08/17/2015 Last Day of VPK Program: 05/08/2016

AP1 (required for all Providers) AP2 AP3 (required for all Providers)

* Providers on Probation that have chosen the DOE-Approved Staff Development plan are also required to administer AP2.

Curriculum: [Redacted]

Previously Used Curricula: [Redacted]

[Save Changes] [Cancel Changes]

Based on the start and end dates entered for this class, your VPK program is considered TRADITIONAL and should follow the below data submission deadlines

Online Submission Deadline

VPK Assessment	Teaching Strategies Gold®
Required: Assessment Period 1 (AP1)- October 31	Updated optional for 2015-2016 only: Assessment Period 1 (AP1)- October 31
Optional: Assessment Period 2 (AP2)- February 15	Optional: Assessment Period 2 (AP2)- February 15
Required for the Both VPK Assessment and Teaching Strategies GOLD® Assessment Period 3 (AP3)- June 15	

Step 4: Add or Update Instructors [Add Instructor to Classroom Below]

Instructor Name	Contact Phone Number	Contact Email	Primary	Active	Action
[Redacted]	[Redacted]	[Redacted]	Yes	Yes	[Edit] [Delete]
[Redacted]	[Redacted]	[Redacted]	Yes	Yes	[Edit] [Delete]

Children tab

The screenshot displays the 'Children' tab within the VPK Assessment Online Reporting System. At the top, the logo for the Office of Early Learning is visible with the tagline 'LEARN EARLY. LEARN FOR LIFE'. A navigation bar includes links for OEL Home, Parents, Providers, Coalitions, OEL Resources, Statewide Initiatives, and About Us. Below this, a secondary navigation bar contains Home, Standards, Customizing Instruction, VPK Assessment, Parent Resources, VPK Administrator, Contact Us, and Feedback. A 'Welcome' message is followed by a dropdown menu for the VPK Center, currently set to 'NW DOE Practice VPK Center', and a checkbox for 'Set as My Default VPK Center'. A yellow 'LOG OUT' button is also present. A blue banner indicates 'TEST SERVER'. The breadcrumb trail shows 'Home > VPK Assessment > Children'. A secondary navigation bar includes links for Provider Profile, Center Staff, Classrooms, children, Frequently Asked Questions (FAQs), Assessment Data, Assessment Reports, Customizing VPK Instruction, and Parent Letter. The main heading is 'Children'. Below this, there are three steps: Step 1: Select a Year and Program (2014-15 School-Year), Step 2: View Filter (ALL, A, B, C, D, E, F, G, H, I, J, K, L, M, N, O, P, Q, R, S, T, U, V, W, X, Y, Z), and Step 3: Add New Child or Update Existing Child (with an 'Add New Child Below' button). A table with columns for Last Name, First Name, MI, Date Of Birth, Gender, VPK Child / Student ID, Race, Primary Home Language, Current / Active Classroom, Enrollment status, Edit, and Delete is shown. The table contains five rows of data, with the first row having a blacked-out cell for the VPK Child / Student ID. The bottom navigation bar is identical to the top one.

Assessment Data tab

OFFICE OF Early Learning
LEARN EARLY. LEARN FOR LIFE

OEL Home Parents Providers Coalitions OEL Resources Statewide Initiatives About Us

Home Standards Customizing Instruction VPK Assessment Parent Resources VPK Administrator Contact Us Feedback

VPK Assessment Online Reporting System
VPK Center: NW DOE Practice VPK Center Set as My Default VPK Center

VPK Assessment Online Reporting System
LOG OUT

TEST SERVER

Home > VPK Assessment > Assessment Data

Provider Profile Center Staff Classrooms Children Frequently Asked Questions (FAQs) **Assessment Data** Assessment Reports Customizing VPK Instruction Parent Letter

Assessment Data

▶ Step 1: Select a Year and Program 2014-15 School-Year

▶ Step 2: Select a VPK Classroom A

▶ Step 3: Select an Assessment Period Assessment Period - 3 **Assessment Data Was Submitted**

Classroom
Assessment Period: Assessment Period - 3
Classroom Name: A
Curriculum: [REDACTED]

Instructor
[REDACTED] Phone: [REDACTED] Email: [REDACTED] (Primary)
[REDACTED] Phone: [REDACTED] Email: [REDACTED] (Primary)

▶ Step 4: Enter and Submit Assessment Data

Assessment Data
Administered by: [REDACTED] If this box is empty, go to the Classrooms tab and complete Step 4. Make sure that an instructor has been selected and is marked "Primary" and "Active"

Last Name	First Name	Middle Initial	Date Of Birth	Gender	Did Not Participate	Date Of Assessment (MM/DD/YYYY)	Print Knowledge [Range: 0 - 12]	Phonological Awareness [Range: 0 - 14]	Mathematics [Range: 0 - 18]	Oral Language / Vocabulary [Range: 0 - 25]
[REDACTED]	[REDACTED]	[REDACTED]	[REDACTED]	[REDACTED]	<input type="checkbox"/>	02/18/2015	10	10	10	10
[REDACTED]	[REDACTED]	[REDACTED]	[REDACTED]	[REDACTED]	<input type="checkbox"/>	02/18/2015	6	6	6	6

Cancel Changes Save Changes Un-Submit Assessment

Coalition VPK Assessment Data Status Report

The screenshot displays the 'VPK Assessment Online Reporting System' interface. At the top, the Florida Department of Education logo and 'OFFICE OF Early Learning LEARN EARLY. LEARN FOR LIFE' are visible. A navigation bar includes links for OEL Home, Parents, Providers, Coalitions, OEL Resources, Statewide Initiatives, and About Us. Below this is a secondary menu with Home, Standards, Customizing Instruction, VPK Assessment, Parent Resources, DOE Administrator, Contact Us, and Feedback.

The main content area features a search bar for County (Santa Rosa), Provider Type (Private Center), and VPK Center (A TOUCH OF LOVE CHILDREN'S CEI). A 'Go' button and a 'Provider ID' field are also present. A yellow 'LOG OUT' button is located in the top right corner.

A breadcrumb trail reads: Home > VPK Assessment > Assessment Reports > Coalition VPK Assessment Data Status Report. A secondary navigation bar contains links for Provider Profile, Center Staff, Classrooms, Children, Frequently Asked Questions (FAQs), Assessment Data, Assessment Reports, and Parent Letter.

The 'Assessment Reports' section shows three steps:

- Step 1: Select Report Type**: A dropdown menu is set to 'Coalition VPK Assessment Data Status Report'.
- Step 2: Select Report Parameters**: This section includes dropdowns for 'Select Year and Program' (2015-16 School-Year), 'Select Provider Type' (All), 'Select ELC' (Santa Rosa), and 'Select County' (Santa Rosa). A 'Run Report' button is located to the right.
- Step 3: Report Viewer**: A note indicates that a printer-friendly version can be exported as a PDF. The viewer shows a report header from the Florida Department of Education, titled 'Coalition VPK Assessment Data Status Report', with program details for the 2015-16 School-Year and a report generation timestamp of 3/31/2016 1:41:39 PM.

At the bottom of the report viewer, a table header is visible with columns: Name, Address, Contact Person, Contact Number, Provider Type, and Registered. The 'Registered' column shows a 'YES' value.

Material Ordering System

Screenshot 1 of 4

Website/Assessment/Secure/MaterialOrders.aspx VPK Assessments - ORS / O...

OEL Home Parents Providers Coalitions OEL Resources Statewide Initiatives About Us

Home Standards Customizing Instruction VPK Assessment Parent Resources VPK Administrator Contact Us Feedback

VPK Assessment Online Reporting System VPK Center Set as My Default VPK Center **VPK Assessment Online Reporting System LOG OUT**

Home > VPK Assessment > Orders

Provider Profile Center Staff Classrooms **Orders** Children Assessment Data Assessment Reports Customizing VPK Instruction Parent Letter FAQs

Material Orders

Please Select atleast one Class Room.

▶ Step 1: Select a Year and Program: 2015-16 School-Year

<input type="checkbox"/>	ClassroomName	VPK Assessment Kit	StandardKit Qty	Order No
<input type="checkbox"/>	test order 6	New Kit	1	9
<input type="checkbox"/>	testorder7	New Kit	1	10
<input type="checkbox"/>	test 10	New Kit	1	12
<input type="checkbox"/>	test 11	New Kit	1	13
<input type="checkbox"/>	test12	New Kit	1	

1 2

Add Orders

Material Ordering System

Screenshot 2 of 4

Website/Assessment/Secure/MaterialOrders.aspx

VPK Assessments - ORS / O... x

LOG OUT

Home > VPK Assessment > Orders

Provider Profile | Center Staff | Classrooms | **Orders** | Children | Assessment Data | Assessment Reports | Customizing VPK Instruction | Parent Letter | FAQs

Material Orders

▶ Step 1: Select a Year and Program:

<input type="checkbox"/>	ClassroomName	VPK Assessment kit	StandardKit Qty	Order No
<input type="checkbox"/>	test order 6	New Kit	1	9
<input type="checkbox"/>	testorder7	New Kit	1	10
<input type="checkbox"/>	test 10	New Kit	1	12
<input type="checkbox"/>	test 11	New Kit	1	13
<input type="checkbox"/>	test12	Please Select	Please Select	

1 2

Add Orders

Order History

Order No	Order Placed Date	Is Approved	ShippingStatus	TrackingDetails	ReasonForDenial
13	3/29/2016 4:04:58 PM	Not Yet Approved			
12	3/29/2016 12:05:27 PM	Not Yet Approved			
11	3/29/2016 12:05:11 PM	Not Yet Approved			
10	3/25/2016 10:56:57 AM	Not Yet Approved			
9	3/25/2016 10:45:37 AM	Not Yet Approved			

1 2 3

Material Ordering System

Screenshot 3 of 4

ebsite/Assessment/Secure/MaterialOrders.aspx

VPK Assessments - ORS / O... x

Add Orders

Order Summary

Total Class Rooms Selected: 1

ClassroomName	VPK Assessment Kit	Standard Qty
test12	Replacement kit	1

Physical Address Mailing Address

Physical

Line 1: [Redacted]
Line 2: [Redacted]
City: [Redacted]
State: [Redacted]
Zip Code: [Redacted]

Mailing

Line 1: [Redacted]
Line 2: [Redacted]
City: [Redacted]
State: [Redacted]
Zip Code: [Redacted]

* If you need to update your mailing address, please email the Office of Early Learning at vpkassessment@oel.myflorida.com to request the change.

Place Order Cancel Order

Material Ordering System

Screenshot 4 of 4

Order Summary

Total Class Rooms Selected: 1

ClassroomName	VPK Assessment Kit	Standard Qty
test12	Replacement kit	1

Please select one address!

Physical Address Mailing Address

Physical

Line 1: [Redacted]
Line 2: [Redacted]
City: [Redacted]
State: [Redacted]
Zip Code: [Redacted]

Mailing

Line 1: [Redacted]
Line 2: [Redacted]
City: [Redacted]
State: [Redacted]
Zip Code: [Redacted]

* If you need to update your mailing address, please email the Office of Early Learning at vpkassessment@oel.myflorida.com to request the change.